







**INDUSTRIAL
LABRETT
ZUNGE**





TITAN/316L CHIRURGENSTAHL



| | | | |
|----------|----|----|----|
| 20 | 20 | 20 | |
| included | 25 | 20 | 25 |
| 35 | 35 | 35 | 35 |